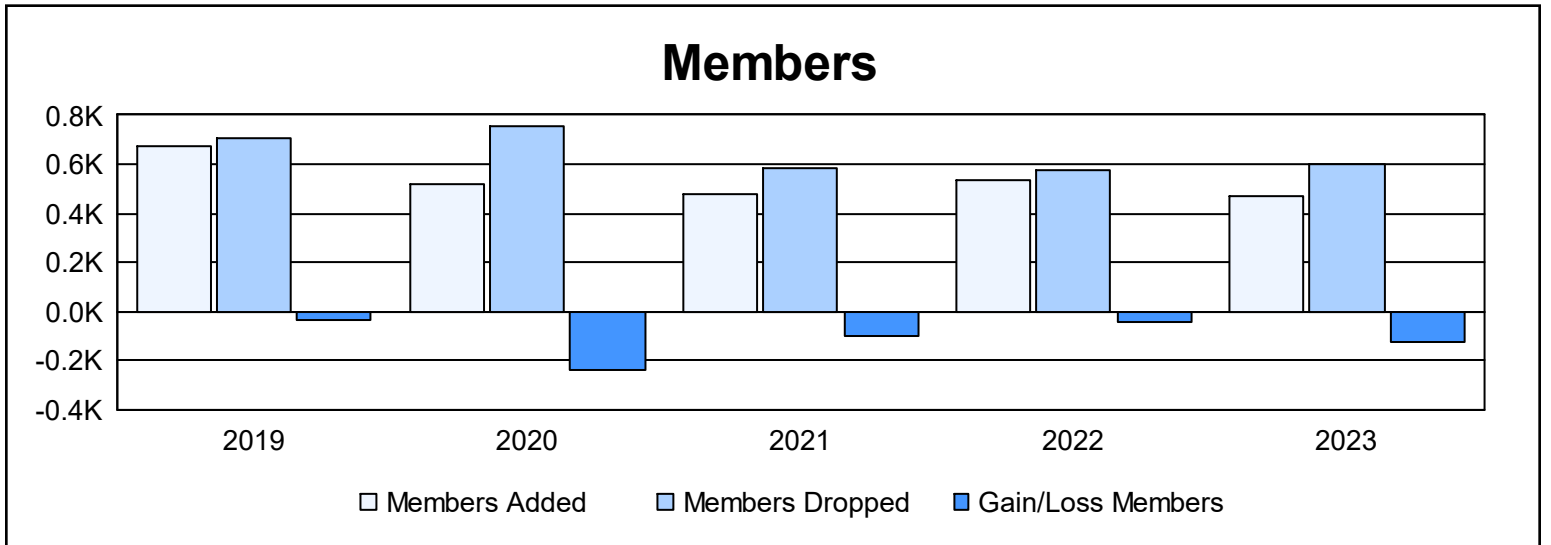
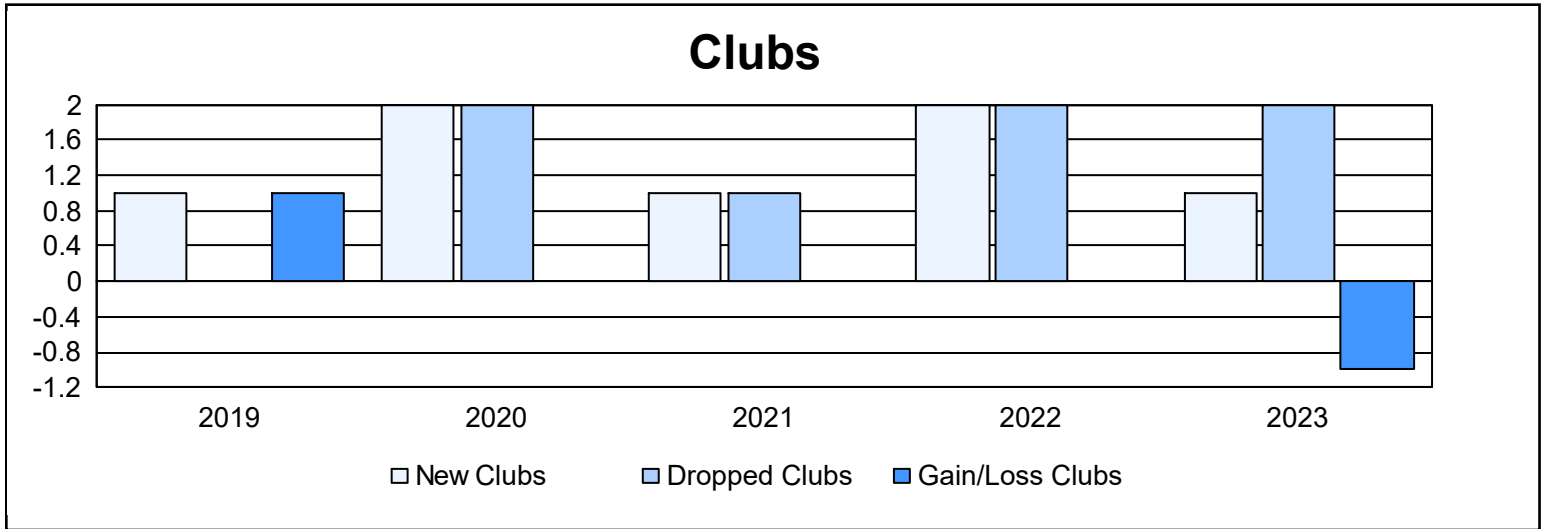
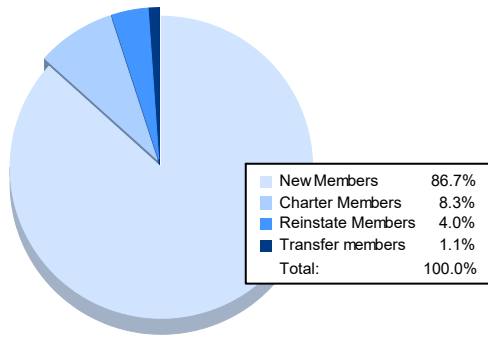


| Year           | New Clubs | Dropped Clubs | Gain/ Loss Clubs | New Members | Charter Members | Reinstate Members | Transfer Members | Total Member Added | Total Members Dropped | Gain/ Loss Members |
|----------------|-----------|---------------|------------------|-------------|-----------------|-------------------|------------------|--------------------|-----------------------|--------------------|
| 2018-2019      | 1         | 0             | 1                | 624         | 36              | 15                | 1                | 676                | 708                   | -32                |
| 2019-2020      | 2         | 2             | 0                | 440         | 59              | 18                | 0                | 517                | 752                   | -235               |
| 2020-2021      | 1         | 1             | 0                | 445         | 26              | 11                | 0                | 482                | 583                   | -101               |
| 2021-2022      | 2         | 2             | 0                | 441         | 67              | 23                | 1                | 532                | 576                   | -44                |
| 2022-2023      | 1         | 2             | -1               | 409         | 39              | 19                | 5                | 472                | 600                   | -128               |
| <b>Average</b> | <b>1</b>  | <b>1</b>      | <b>0</b>         | <b>472</b>  | <b>45</b>       | <b>17</b>         | <b>1</b>         | <b>536</b>         | <b>644</b>            | <b>-108</b>        |



### Membership Composition June 2023 Cumulative



### Gender Composition June 2023 Cumulative

